

Custom Apps

Last Modified on 05/08/2019 5:28 pm EDT

Bigtincan allows for Admin users to create API keys to provide authentication and authorization services for custom applications that they develop for the Bigtincan platform using the Custom Apps. Navigate from **Platform Configuration > Custom Apps**

Requirements

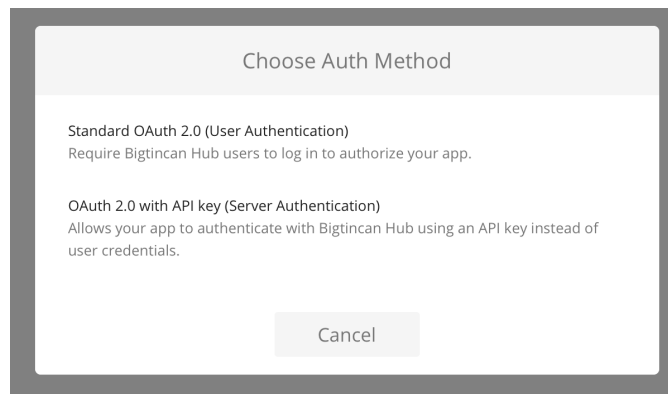
Administrative rights to Bigtincan Hub (i.e.- a user account with the role of Administrator)

1. Via the Custom Apps menu click "Add Application"

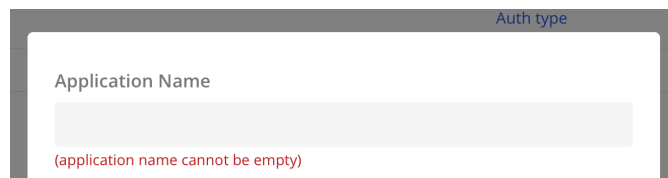
2. Chose either the Auth Method-

Standard OAuth 2.0 (User Authentication) uses a user's login to authorize the application.

OAuth 2.0 with API Key (Server Authentication) allows the application to authenticate to Bigtincan Hub using an API Key instead of a user's credentials.



3. Provide an Application Name



4. Define the activities (scopes) that you will allow it to perform

Application Scopes

Select the scopes shown on the OAuth consent screen when users authorize your app.


(scopes cannot be empty)

<input type="checkbox"/> Create/edit user groups	<input type="checkbox"/> Read file data
<input type="checkbox"/> Create/edit users	<input type="checkbox"/> Read form data
<input type="checkbox"/> Modify channels	<input type="checkbox"/> Read story data
<input type="checkbox"/> Modify content structure	<input type="checkbox"/> Read tab data
<input type="checkbox"/> Modify stories	<input type="checkbox"/> Read user data
<input type="checkbox"/> Modify tabs	<input type="checkbox"/> Read user group data
<input type="checkbox"/> Modify user profile data	<input type="checkbox"/> Read user profile data
<input type="checkbox"/> Read channel data	<input type="checkbox"/> Read user settings
	<input type="checkbox"/> Track story and file interactions

5. Select a user that the API is using to “connect” as - giving the application using this API ID / Key pair access to all the content that user has access to.

Connect As

OAuth 2.0 with API key authentication restricts access to groups and content based on the selected user.



Eric Zelman
Lorem ipsum dolor sit a...

Change User

Selecting this option will allow the Application to perform actions as any user, including Administrators.

Perform actions on behalf of users.

This client ID / key pair can perform actions as any other user on the platform. Note that the application being used must have the code responsible for impersonation (this option is just allowing it to happen for the specific client ID / key pair).

Note that these options only exist on applications that will use the API key option. The Standard OAuth 2.0 (User Authentication) option forces users to login with their own credentials, giving them access to the Hub content for their account without impersonation.